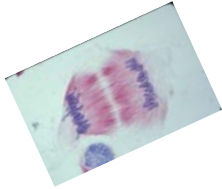
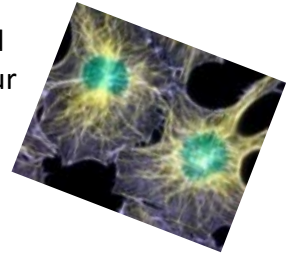


www.cellimagelibrary.org

Got Images?



The Cell: An Image Library™, a new research-, reference-, and education-focused cell image and video repository, wants your images. Why? The Library aims to further discovery and education by cell and molecular biologists, biochemists, developmental biologists, geneticists, pathologists, cancer biologists, computational biologists, and others.



Funded by NIGMS Grand Opportunities grant RC2GM092708 to the American Society for Cell Biology (ASCB)

What Is The Cell?

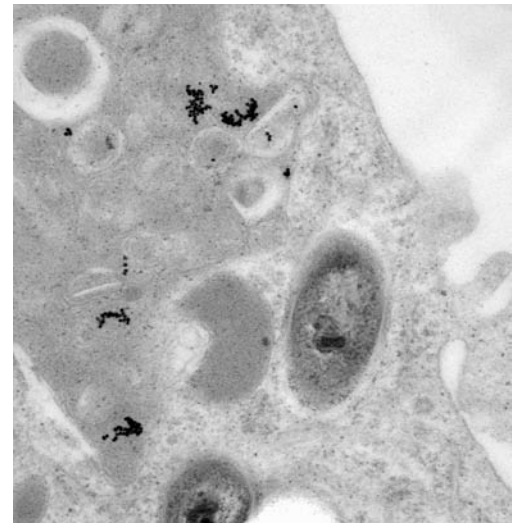
- A growing, repository of microscopy data that includes vetted and annotated images and video of all cell types, including intracellular structures and functions
- A collection of image data from diverse organisms, microscopy modalities, and normal and disease states
- A searchable, analyzable repository
- An open access site to archive your data

How to Serve the Scientific Community and Public?

- Submit your videos, images, and animations.
- Encourage and develop new analytic tools.
- Ask others to share their videos, images, etc.

What Are The Cell's Long-Range Goals?

- Promote scientific discovery
- Advance training and education
- Further understanding
- Contribute to improved human health



The ASCB welcomes feedback and encourages you to visit www.cellimagelibrary.org for more information. Or email David Orloff (dorloff@ascb.org) Manager, Image Library. Contributing images is easy and acknowledged.

The American Society for Cell Biology is the community for biologists interested in the cell and related discovery, education, policy, and professional development. Join us. Visit www.ascb.org.

